



## Chhattisgarh Environment Conservation Board

Consent to Operate under Air (Prevention  
and Control of Pollution) Act, 1981

User Guide for Online Registration and  
Availing Department Services

CHHATTISGARH ENVIRONMENT CONSERVATION BOARD |  
Address: Commercial Complex, Chhattisgarh Housing Board Colony,  
Kabir Nagar, Raipur (Chhattisgarh), India  
Phone: 0771-2970070  
Email - [hocecb@gmail.com](mailto:hocecb@gmail.com)

## Table of Contents

1	About the Department.....	2
1.1	Consent to Operate under Air (Prevention and Control of Pollution) Act, 1981.....	3
1.1.1	General Information .....	3
1.1.2	Documents required to complete the application .....	3
1.1.3	Stepwise process and timeline for online registration of Users .....	3
1.1.4	Online payment of applicable fee.....	8
1.1.5	Download of the certificates.....	9
1.2	Renewals Consent for Air.....	9
1.2.1	General Information .....	9
1.2.2	Documents required to complete the application .....	9
1.2.3	Stepwise process and timeline for online registration of Users .....	10
1.2.4	Online payment of applicable fee.....	13
1.2.5	Download of the certificates.....	14
2	Annexure 1.....	15

## 1 About the Department

The State has prepared its Environmental Policy within the basic framework of economic and social priorities with the objective of ensuring environmental conservation without impeding any development imperatives. It is aimed at:

- Ensuring sustainable development with an emphasis on social and intergenerational equity
- Enhancing environmental performance as a means of competitive advantage for the State
- Improving the quality of life of citizens.

The department has identified following services to be available online for the ease of investors, for improving ease of doing business in the state:

1. Consent to Establish under Water (Prevention and Control of Pollution) Act, 1974
2. Consent to Establish under Air (Prevention and Control of Pollution) Act, 1981
3. Consent to Operate under Water (Prevention and Control of Pollution) Act, 1974
4. Consent to Operate under Air (Prevention and Control of Pollution) Act, 1981
5. Authorization under Hazardous Waste (Management and Handling) Rules, 1989
6. Renewals of Consent to establish (under Water Act & Air Act)
7. Renewals of Consent to operate (under Water Act & Air Act)
8. Renewal of Authorization under Hazardous Waste

The above services are available online on the departmental website <http://cgocmms.nic.in/> . The other services apart from listed above will be provided as it is by the department.

The user guide contains below information regarding **Consent to Operate under Air (Prevention and Control of Pollution) Act, 1981**:

1. General guidelines for Users: Who needs to fill optional/compulsory
2. Complete list of documents required
3. Stepwise process and timeline for online registration of Users
4. Download of the certificates
5. Sample application forms in annexure
6. Self certification

## 1.1 Consent to Operate under Air (Prevention and Control of Pollution) Act, 1981

### 1.1.1 General Information

<b>Who needs to apply?</b>	Green, Orange and Red Category Industries
<b>When to apply</b>	Before start of operations of unit
<b>Where to apply</b>	<a href="http://cgocmms.nic.in/">http://cgocmms.nic.in/</a>
<b>Total time for closing of application from the day of application</b>	60 days from the day of successful application submission.
<b>Validity of the certificate issued</b>	5 Years
<b>Reference</b>	<a href="http://www.enviscecb.org/orders/Time%20limit%20for%20disposal%20of%20cases.pdf">http://www.enviscecb.org/orders/Time%20limit%20for%20disposal%20of%20cases.pdf</a> <a href="http://www.enviscecb.org/orders/Period%20of%20renewal%20for%20different%20categories%20of%20industries.pdf">http://www.enviscecb.org/orders/Period%20of%20renewal%20for%20different%20categories%20of%20industries.pdf</a>

### 1.1.2 Documents required to complete the application

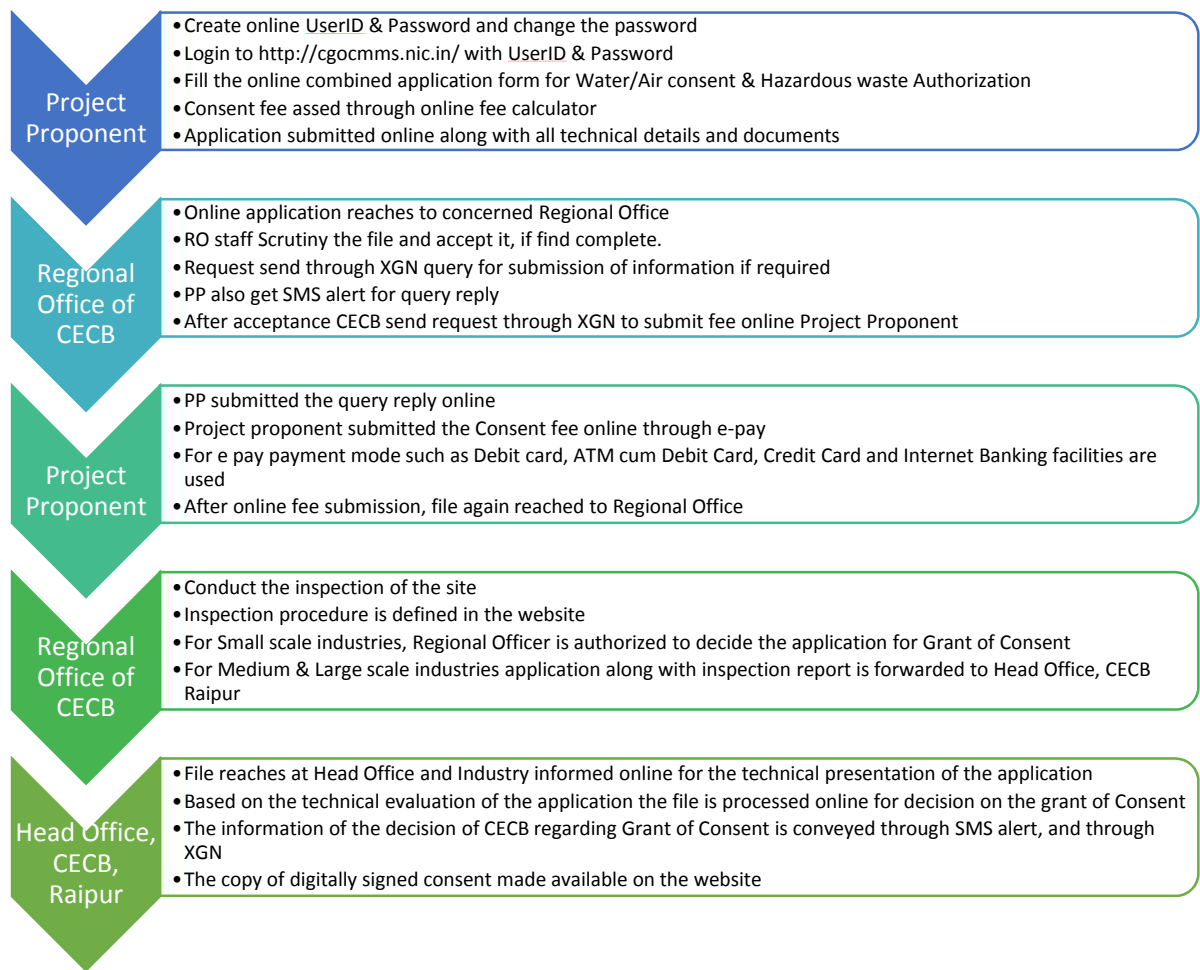
1. Information on Compliance of Conditions Mentioned in CTE
2. Total gross capital investment duly certified by C.A. as on date/Last financial year.

### 1.1.3 Stepwise process and timeline for online registration of Users

#### Timeline

<b>Status of application</b>	<b>Timeline</b>
Issue of Final certificate	Within 60 days of submission of application
Generation of Inspection report	After 48 hours of inspection by officer from website

## Stepwise Process



1. Open Online Consent Management & Monitoring System Website <http://cgocmms.nic.in/>.

How to Register:

a. For New Industry: Click “New Industry Registration”



The “Registration Form” is to be filled to get ID & Password.

b. For Existing Industry: Please go to Step 2

2. Log in With your ID and Password:

- a. For log in select Industrial Login radio button, then give your ID & Password and click “Login Button”
- b. If you are logging in for the first time, you will get a window to change the password. Please change the password and proceed further.
- c. After login the following page will appear:



3. To Apply for CTO: Click on “Apply for Operate” menu

- a. If you want to apply “Consent to Operate” for new consent then Select CTO > Air > New option.



- b. If you want to apply "Consent to Operate" for Expansion of capacity then Select CTO > Air > Expansion option.



The screenshot shows a web form titled "Apply For Consent". It contains four rows of radio button options:

- Consent Type\*:**  CTE  CTO
- Consent For\*:**  Air  Water  Both
- Application For\*:**  New  Modernization  Expansion
- Previous Application Number:** [Empty text input field]

Below the form is a blue "Next" button.

- c. If you want to apply "Consent to Operate" for Modernization then Select CTO > Air > Modernization option.



The screenshot shows the same "Apply For Consent" form, but with different selections:

- Consent Type\*:**  CTE  CTO
- Consent For\*:**  Air  Water  Both
- Application For\*:**  New  Modernization  Expansion
- Previous Application Number:** [Empty text input field]

Below the form is a blue "Next" button.

4. After selecting next, the following screen will appear:

Industry	Occupier	Product	Fee	W Emiss./Disch.	Air Emission	Documents
<b>Industry Details</b>						
Industry Name:*	Demonstration name (industry name max 250 char)					
Category:	RED (category e.g. red/orange/green)					
Industry Type:*	(select appropriate industry type)					
Other Industry Type Detail :	(maximum 250 characters)					
Status:	operational (e.g. operational/withdrawn/closed)					
Commissioning Year:	2015 (e.g. 2002)					
Registration/License No.:	1000/2000 (reg/license no of industry)					
Capital Investment of Plant & Machinery:*	5000000 B (capital investment of plant & machinery)					
Capital Investment:*	60.0 (capital investment)					
Address:*	Kabir Nagar (address where industry is established)					
City:	Raipur (city industry address)					
Pin:	492001 (pin of address locality)					
L.T.D. Code(Phone):*	0771 (std code of phone no)					
Phone No.:	945944 (phone no upto 8 characters)					
Tax Code:	(std code of tax no)					
Tax No. :	(tax no upto 8 characters)					
E-Mail Address:	rahul.war.kar@gmail.co (e.g. info@abc.com)					
Do You Want To Save The Application as <input type="radio"/> Completed <input checked="" type="radio"/> In Progress						
<input type="button" value="Save"/>						

- a. Fill all the details as required in all tabs
- b. After filling all the details, please select “Completed radio button” and then select “Save”

#### 1.1.4 Online payment of applicable fee

Click on “make payment” tab to pay applicable fees online. A page as shown below will appear:

**Make Payment**

<b>Please verify your Details</b>		<b>Select your payment mode and click 'Submit'</b>	
Application Id :	1095408	<input checked="" type="radio"/> Payment through Allahabad Bank	
Applied For :	CTO - both - autoReNew	<input type="radio"/> Payment through HDFC Bank	
PRN No. :	473390012	<input type="button" value="Submit"/>	<input type="button" value="Back"/>
Payable Amount(in Rs.) :	1.0 ₹		

There are multiple options for payment like NEFT/Debit Card/Credit Card/Net Banking/Cash on Bank Challan.:

**DEBIT CARDS**  
CREDIT CARDS  
NET BANKING  
CASH  
NEFT/RTGS

**Enter Your Debit Card Details**





**Enter Your Debit Card Number**

**Name on Card**

**Expiry Date**

**CVV**

**Total Invoice Details**  
Total Amount ₹

Your payment details are secured via 128 Bit encryption by Verisign    

- ✓ After payment is made successfully, application will be submitted.

5. To calculate the fee, please use the online fee calculator on the homepage of <http://cgocmms.nic.in/> . See screenshot below:

The screenshot shows a web form titled "Fee Calculator". It contains the following fields and options:

- Consent Type:** Radio buttons for CTE and CTO (CTO is selected).
- Consent For:** Radio buttons for Air, Water, and Both (Air is selected).
- Consent:** Radio buttons for New and Renew (New is selected).
- Capital Investment (in Lakhs):** A text input field.
- Consent Fee:** A text input field with a rupee symbol (₹) to its right.
- Calculate:** A button at the bottom right of the form.

#### 1.1.5 Download of the certificates

On submission of complete application, provisional certificate can be downloaded from logging in to <http://cgocmms.nic.in/> . The final certificate can be downloaded from the same link. A sample certificate is available in Annexure 1A.

### 1.2 Renewals Consent for Air

#### 1.2.1 General Information

<b>Who needs to apply?</b>	Green, Orange and Red Category Industries
<b>When to apply</b>	Before the expiry of the CTO Certificate for Air
<b>Where to apply</b>	<a href="http://cgocmms.nic.in/">http://cgocmms.nic.in/</a>
<b>Total time for closing of application from the day of application</b>	60 days from the day of successful application submission.
<b>Validity of the certificate issued</b>	Category of Industry - Validity time Red – 5 years Orange – 10 years Green – 15 years
<b>Reference</b>	<a href="http://www.enviscecb.org/orders/Time%20limit%20for%20disposal%20of%20cases.pdf">http://www.enviscecb.org/orders/Time%20limit%20for%20disposal%20of%20cases.pdf</a> <a href="http://www.enviscecb.org/orders/Period%20of%20renewal%20for%20different%20categories%20of%20industries.pdf">http://www.enviscecb.org/orders/Period%20of%20renewal%20for%20different%20categories%20of%20industries.pdf</a>

#### 1.2.2 Documents required to complete the application

1. Information on Compliance of Effluent Discharge with Respect To Prescribed Standard.
2. Information on Compliance of Emission of Air Pollutants with Respect To Prescribed Standard

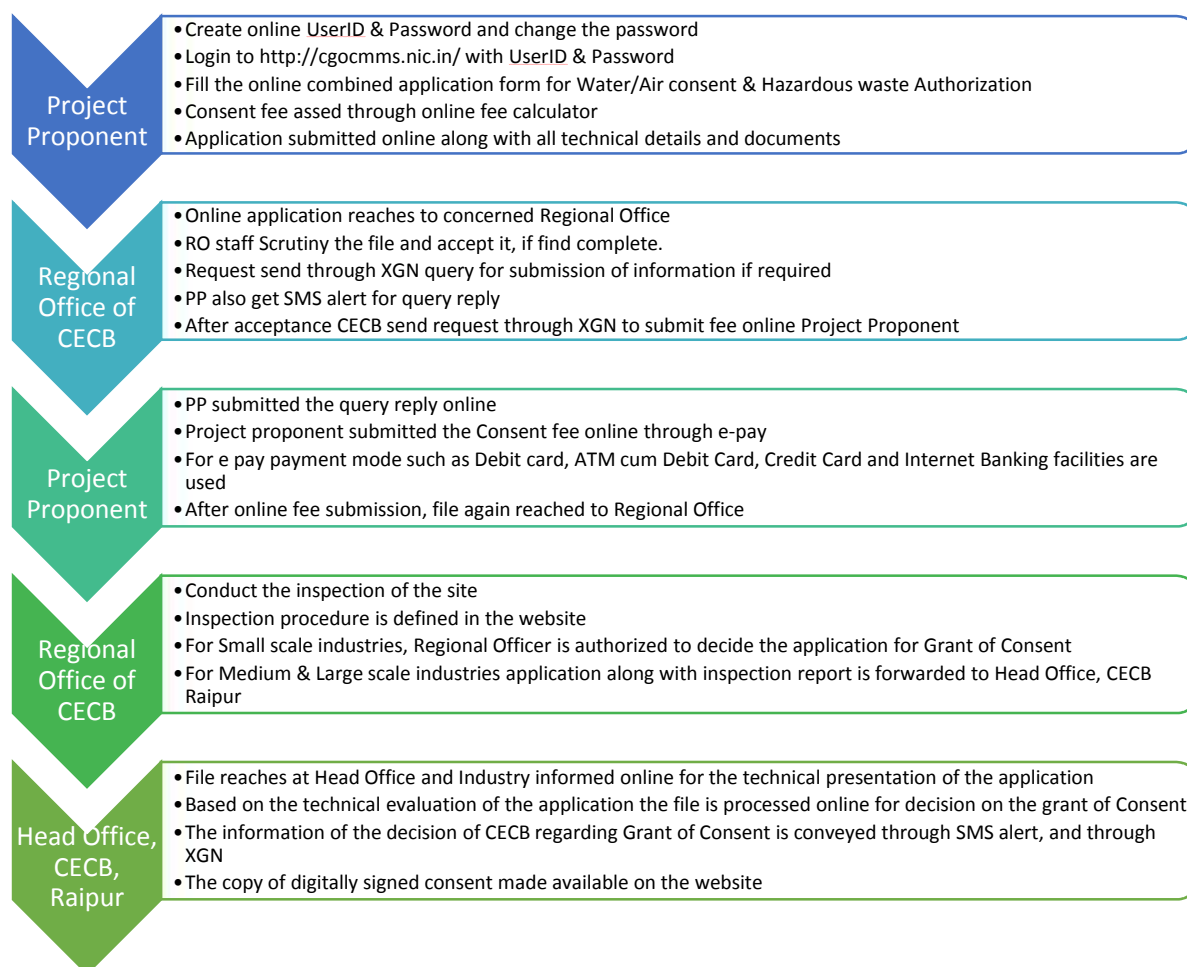
3. Information on Compliance of Conditions of Water Consent and Water Consent Renewal Granted.
4. Information on Compliance of Conditions of Air Consent and Air Consent Renewal Granted.
5. Month wise production detail.
6. Total gross capital investment duly certified by C.A. as on date/Last financial year

### 1.2.3 Stepwise process and timeline for online registration of Users

#### Timeline

Status of application	Timeline
Issue of Final certificate	Within 60 days of submission of application
Generation of Inspection report	After 48 hours of inspection by officer from website

#### Stepwise Process



1. Open Online Consent Management & Monitoring System Website <http://cgocmms.nic.in/>.

#### How to Register:

- a. For New Industry: Click “New Industry Registration”



The “Registration Form” is to be filled to get ID & Password.

b. For Existing Industry: Please go to Step 2

2. Log in With your ID and Password:

- a. For log in select Industrial Login radio button, then give your ID & Password and click “Login Button”
- b. If you are logging in for the first time, you will get a window to change the password. Please change the password and proceed further.
- c. After login the following page will appear:



3. To Apply for “Renewal of Consent”  
Select CTO > Air > Renew option

**Apply For Consent**

Consent Type\*:  CTE  CTO

Consent For\*:  Air  Water  Both

Application For\*:  New  Renew

Previous Application Number :

**Next**

4. After selecting next, the following screen will appear:

**Industry** Occupier Product Fee W Emiss./Disch. Air Emission Documents

**Industry Details**

Industry Name\*: Demonstration new (industry name max 250 char)

Category: RED (category e.g. red/orange/green)

Industry Type\*: (select appropriate industry type)

Other Industry Type Detail : (maximum 250 characters)

Status: operational (e.g. operational/proposed/closed)

Commissioning Year: 2015 (e.g. 2002)

Registration/License No.: 1000/2000 (reg/license no of industry)

Capital Investment of Plant & Machinery\*: 500000.0 (capital investment of plant & machinery)

Capital Investment\*: 60.0 (capital investment)

Address\*: Kabir Nagar (address where industry is established)

City: Raipur (city industry address)

Pin: 492001 (pin of address locality)

L.T.D. Code(Phone)\*: 0771 (std code of phone no)

Phone No.\*: 945944 (phone no upto 8 characters)

Fax Code: (std code of fax no)

Fax No. : (fax no upto 8 characters)

E-Mail Address: rahul.west.kaw@gmail.co (e.g. info@abc.com)

Do You Want To Save The Application as:  Completed  In Progress

**Save**

- Fill all the details as required in all tabs
- After filling all the details, please select "Completed radio button" and then select "Save"

#### 1.2.4 Online payment of applicable fee

Click on “make payment” tab to pay applicable fees online. A page as shown below will appear:

**Make Payment**

Please verify your Details

Application Id :	109266
Applied For :	CTD - both - reNew
PRN No. :	136765608
Payable Amount(in Rs.):	1000.0 ₹

Select your payment mode and click 'Submit'

e-Wallet (NEFT/RTGS)

Net Banking/Credit/Debit Cards

Submit Back

[Terms and Conditions](#)

Pollution Control Board, Copyright © 2019 All Rights Reserved. All India

There are two modes of online payment available:

- iii) e-wallet (NEFT/RTGS)
- iv) Net Banking/Credit/Debit Cards

**Manage e-Wallet**

Select your Option and click 'Submit'

Balance Check

Add Amount to your e-Wallet

Refund Your e-Wallet

Submit Exit

Chattisgarh Environment Conservation Board

CARD NET BANKING

Pay using

For Monthly card, please enter expiry date and CVV no. if available or else ignore and proceed

Credit card  Debit card

Select Credit Card Option: -Select-

PAY NOW

Cancel

Powered by

Your transaction is processed through a secure 256-bit SSL internet connection based on secure socket layer technology. For security purposes, your following details have been logged.

IP address: 193.50.224 and access time: Tue Jun 20 11:56:47 IST 2016

Copyright © 2014 TechProcess Payment Services Ltd. All rights reserved.

- ✓ After payment is made successfully, Air and Water form will be submitted.

5. To calculate the fee, please use the online fee calculator on the homepage of <http://cgocmms.nic.in/> . See screenshot below:

**Fee Calculator**

Consent Type:  CTE  CTO

Consent For:  Air  Water  Both

Consent:  New  Renew

Capital Investment (in Lakhs):

Consent Fee:  ₹

Calculate

6. To check status of application Select completed application. (Screenshot is given below)

Environment Conservation Board  
Ministry of Environment, Forest and Climate Change  
Government of India

Home Consent Management Laboratory Management Waste Management CESS Management Knowledge Base Logout

Apply For Consent  
Industry Profile  
Change Password  
Online Payment Record  
Fee Calculator  
e-Wallet Management  
Delete InProgress Applications

Welcome Demostration new Date : 24-10-2017

**In-progress Application** **Completed Application**

Application No	Application Date	Application For	Application Name	Type	Certificate For	Status	Scrutiny Status By CSPCB	Scrutiny Completion Date By CSPCB
<a href="#">25322</a>	31-10-2014 07:42	air	Demostration new	CTE	new	Granted		

Send us your feedback and suggestions

click here for any kind complaints or query

Pollution Control Board, Copyright © 2009 All Rights Reserved .

### 1.2.5 Download of the certificates

On submission of complete application, provisional certificate can be downloaded from logging in to <http://cgocmms.nic.in/> . The final certificate can be downloaded from the same link. A sample certificate is available in Annexure 1A.

## 2 Annexure 1

### A. How to download Certificate issued on applying for Consent to Operate/Renewal (Air)

After logging in, select “Completed Application”

Government of India  
Ministry of Environment & Forests  
Chhattisgarh Environment Conservation Board

Online Consent Management & Monitoring System

Home Consent Management Laboratory Management Waste Management CBSS Management Knowledge Base Logout

Apply For Consent  
Industry Profile  
Change Password  
Online Payment Record  
Fee Calculator  
e-Wallet Management

Welcome M/s Chhattisgarh Distilleries Limited Date: 31-5-2016

In-progress Application **Completed Application**

Application No.	Application Date	Application Fee	Application Name	Type	Certificate Fee	Status	Scrutiny Status By CSPCB	Scrutiny Completion Date By CSPCB
2464	03-11-2005 04:04	both	M/s Chhattisgarh Distilleries Limited	CTE	axoan	In Progress	In-Process	

Select “View Certificate” to download the certificate



- Apply For Consent
- Industry Profile
- Change Password
- Online Payment Record
- Fee Calculator
- e-Wallet Management



Website: [Site Chhattisgarh Distilleries Limited](#)

Date: 21-8-2016

[View Certificate](#) | [View Inspection report](#)

Send us your feedback and suggestions

Click here for any kind of complaints or query

General    **Product**    Fee    W Emiss./Disch.    Air Emission    Documents    Print [ [Print](#) | [Close](#) ]

General Details	
Consent Type*:	CTE
Consent For*:	both
Application For* :	new
Industry Details	
Industry Name*:	M/x Chhattisgarh Distilleries Limited
Category:	RED
Industry Type:	Distillery
Other Industry Type Detail:	
Status:	operational
Commissioning Year:	1988
Registration/License No.:	105/SIA/IND/1988
Capital Investment of Plant & Machinery*:	13490.0 Lakhs
Capital Investment	13490.0 Lakhs
Address*:	Village Khapri PO Kumhari
City:	Durg
Pin:	490042
S.T.D. Code(Phone) :-*	0788
Phone No. :-*	3295115
Fax Code :	
Fax No. :	
E-Mail Address:	cdl_plant@gmail.com
Occupiers Details	
Name:	Ramesh Chhila
Designation:	Director
Address:	Shanti Nagar
Status Of Applicant:	Individual
Name, Address and Telephone of the Chairman / Managing Director / Managing Partner / Owner / Board of Director List (Full Time or Part Time) Other kinds or Office Bearers are to be Furnished with their Period of Tenures in the Respective Office :	
No of Employees:	670
City:	Bhilai
Pin:	490001
S.T.D. Code(Phone) :-*	0788
Phone No. :-*	3295115
Fax Code :	
Fax No. :	
Mobile No:	9329107171
Email Address:	cdl.bhilai@gmail.com